


History

Questionnaire Detail

Dunwoody College of Technology

Annual Statistical Report and Interim Progress Report submission for 2018 
 Report has been submitted 0 times.
 PART I - ANNUAL STATISTICAL REPORT

Section A

SECTION A. INSTITUTIONAL CHARACTERISTICS

This section captures aggregated information about the home institution for each architecture program. Wherever possible, this information should be the same as that reported by the institution to IPEDS in its most recent Institutional Characteristics report or Completion report.

1. Program Contact Information

Institution Name: Dunwoody College of Technology

Academic Unit: Construction Science and Building Technology [In order to modify your organization information please contact NAAB via E-mail at \[forum@naab.org\]\(mailto:forum@naab.org\).](#)

Address: 818 Dunwoody Boulevard
 Minneapolis, MN 55403

Architecture Program Tel. No: 612.374.5800

Architecture Program School Fax No: 612.381.8327

Architecture Program School URL: <http://www.dunwoody.edu/construction/architecture/>

NAAB Region: West Central

2. Institution Type: Using the definitions below, please select the appropriate Institution Type that matches that of your institution.

Public: An educational institution whose programs and activities are operated by publicly

elected or appointed school officials and which is supported primarily by public funds.

Private not-for-profit: A private institution in which the individual(s) or agency in control receives no compensation, other than wages, rent, or other expenses for the assumption of risk. These include both independent not-for-profit schools and those affiliated with a religious organization.

Private for-profit: A private institution in which the individual(s) or agency in control receives compensation other than wages, rent, or other expenses for the assumption of risk.

Private Not for profit 

3. Carnegie Classification

4. Which regional accreditation agency accredits your institution?

a. Basic Classification

North Central Association of Colleges and Schools (NCACS) 

Assoc/PrivNFP4: Associate's—Private Not-for-profit 4-year, Primarily Associate's

Undergraduate Instructional Program

Prof+A&S/NGC: Professions plus arts & sciences, no graduate coexistence located?

Graduate Instructional Program: (Special focus institution)

5. In which ACSA region is the institution located?

West Central 

Size and Setting

S4/NR: Small four-year, primarily nonresidential Questions 6, 7, and 8 regarding Contact Information.

6. Who has direct administrative responsibility for the architecture program?

Name John Dwyer

Title Program Manager

Office Phone Number 612-381-8237

7. To whom should inquiries regarding this questionnaire be addressed?

Fax Number	612-381-8237
Email Address	jdwyer@dunwoody.edu
Name	John Dwyer
Title	Program Manager
Office Phone Number	612-381-8327
Fax Number	612-381-8327
Email Address	jdwyer@dunwoody.edu
Name	Yun Christenson
Title	Registrar
Office Phone Number	612-381-3341
Fax Number	612-381-3341
Email Address	ychristenson@dunwoody.edu

8. Who is the administrator responsible for verifying data (and completing IPEDS reports) at your institution?



Section B

SECTION B. NAAB-ACCREDITED ARCHITECTURE PROGRAMS

This section captures information about the specific NAAB-accredited degree programs offered by the institution, unless otherwise noted in the instructions.

1. Degree Programs

a. Which NAAB-accredited / candidate

degree programs were offered during the last fiscal year?
 Note: Choices made in this question will adjust the ARS accordingly.
 Accredited

B. Architecture



M. Architecture



D. Architecture



Candidate

B. Architecture

X

M. Architecture



D. Architecture



b. Did your institution offer any pre-professional architecture degree programs during the last fiscal year?

For pre-professional degrees, if you do not offer any of the ones listed below, please be sure to select "no" or else the system will consider this question left blank and an error message will occur upon submission.

Pre-professional architecture degrees - The term refers to architecturally-focused four-year degrees that are not accredited by NAAB. These degrees have such titles as B.S. in Architecture, B.S. in Architectural Studies, B.A. in Architecture, Bachelor of Environmental Design, or Bachelor of Architectural Studies. The amount of work in architecture in the program may vary from institution to institution and will determine the length of time required to complete the professional program.

No

If YES, please indicate Yes or No for each listed select degree from menu and provide full degree title in comments field. If the degree offered is not listed, please provide full degree title in comments field.

Degree Type	Available?	Full Degree Title
Bachelor of Architectural Studies		
Bachelor of Arts		
Bachelor of Design		
Bachelor of Environmental Design		
Bachelor of Fine Arts		
Bachelor of Science		
Other		



c. Did your institution offer any post-professional architecture degree programs during the last fiscal year?

Post-professional architecture degrees - These are graduate degrees offered to students who already have a professional degree in architecture. These degree programs are not accredited by NAAB. The degrees may be in highly specialized areas of study such as design theory, health care facilities, preservation, interior design or solar design. This type of degree can be either a Master's degree, or, in a few cases, a Ph. D. or Doctorate.

No

If YES, please provide full degree title.

Full Degree Title



d. What is the Classification of Instructional Programs (CIP) Code assigned to your accredited degree program(s)?

B. Architecture 04.0201

2. Does your

M. Architecture

D. Architecture

institution have plans to initiate any new NAAB-accredited degree programs?

Note: If yes, a report is required for PART II – Please contact the NAAB.

No

3. Does your institution have plans to discontinue any of its NAAB-accredited degree programs?

Note: If yes, a report is required for PART II – Please contact the NAAB.

No

4. What academic year calendar type does your institution have?

2 Semesters or Trimester

If other, please indicate:



5. Articulation Agreements

Does the architecture program have articulation agreements with local community colleges?

Yes

If yes, how many articulation agreements does the program have? 3

Does the articulation agreement include the B. Arch. degree program? Yes

Is the articulation agreement for a four-year preprofessional degree? No

6. Credit hours for completion of each program:


The degree programs listed in this section are dependent on your selection in Section B, Question 1a.

a. Indicate the total number of credit hours taken at your institution to earn each NAAB accredited/candidate degree offered by your institution.

B. Architecture: 158

M. Architecture undergraduate (five years, no baccalaureate degree awarded prior):

M. Architecture Pre-Professional (degree designed for candidates who have a pre-professional degree in architecture):

M. Architecture Non-Pre-Professional (degree designed for candidates who have an undergraduate degree in a discipline other than architecture): 

D. Architecture: 

b. By degree, what is the distribution of credit hours in the following: General Education, Professional, and Electives?

B. Architecture

General Education:

45 

Professional:

113 

Electives:

14 

M. Architecture undergraduate (five years, no baccalaureate degree awarded prior)

General Education:



Professional:



Electives:



M. Architecture Pre-Professional (degree designed for candidates who have a pre-professional degree in architecture)

General Education:



Professional:



Electives:



M. Architecture Non-Pre-Professional (degree designed for candidates who have an undergraduate degree in a discipline other than architecture)

General Education:



Professional:



Electives:



D. Architecture

General Education:



Professional:



Electives:



7. Online classes offered for each program:

a. Indicate whether online classes are offered. 

B. Architecture

No

- Percentage of Classes Offered

0

- Online Classes List

8. Average credit hours per student per term by degree program:

B. Architecture:

16 

M. Architecture undergraduate (five years, no baccalaureate degree awarded prior):



- Can the degree be completed online?

M. Architecture

No

- Percentage of Classes Offered

0

- Online Classes List

- Can the degree be completed online?

D. Architecture

No

- Percentage of Classes Offered

0

- Online Classes List

- Can the degree be completed online?

M. Architecture Pre-Professional (degree designed for candidates who have a pre-professional degree in architecture):

M. Architecture Non-Pre-Professional (degree designed for candidates who have an undergraduate degree in a discipline

other than architecture):
Average credit hours per term for D.

Architecture

9. Is your degree program(s) offered in whole, or in part, at more than one campus or location?

Exclude those locations where only 1 course is offered (e.g., an urban design center) and include any location where students can complete at least 45% of the curriculum.

No

If YES, please provide location and credit hours offered.

City and State	Country	Credit Hours
----------------	---------	--------------



Section C

SECTION C. TUITION, FEES AND FINANCIAL SUPPORT FOR STUDENTS IN NAAB-ACCREDITED PROGRAMS

1. Tuition is defined as "the amount of money charged to students for instructional services. Tuition may be charged per credit, per term, or per academic year."

For part-time tuition rates, include the cost per credit or course.

a. What were the total annual tuition and fees for the NAAB-accredited degree program(s) for the last academic year? This should be the sum of all required semesters/quarters.

If your institution does not differentiate between in-state and out-of-state tuition, please list your tuition under out-of-state.

B. Architecture

If this section is not applicable, please enter all zeros (0).

Tuition	Fees
Full-Time Student	
24400	1705
Part-Time Student	
802	94



b. Does the institution offer discounted or differential tuition for a NAAB-accredited degree program? No

c. Is a summer session required for any portion of your accredited degree program(s)? No

If yes, what is the additional tuition and fees for the summer program?

Tuition	Fees
Full-Time Student	
0	0
Part-Time Student	
0	0



d. Does the institution offer discounted or differential tuition for summer courses for a NAAB-accredited degree program?

No

Additional Comments

Please provide any comments on Question 1 Tuition and Fees to explain any special circumstances that impact tuition and fees.



2. Financial Aid

a. What percentage of students received financial aid at both the institutional and architecture program levels (grants, loans, assistantships, scholarships, fellowships, tuition waivers, tuition discounts, veteran’s benefits, employer aid [tuition reimbursement] and other monies [other than from relatives/friends] provided to students to meet expenses)?

This includes Title IV subsidized and unsubsidized loans provided directly to student) provided by the institution to students enrolled in each program(s) leading to a NAAB accredited degree during the last fiscal year.

b. What percentage of students are Pell Grant eligible?

Percentages of students receiving aid		Average amount by types of aid
a. Institution		
Federal Grants	46	\$3,598.00
State/Local Grants	44	\$2,051.00
Institutional Grants	38	\$3,720.00
Student Loans	68	\$12,290.00
b. Architecture Program		
Federal Grants	36	\$4,879.00
State/Local Grants	33	\$3,582.00
Institutional Grants	64	\$4,472.00
Student Loans	81	\$17,001.00



Architecture Program	Percentages of students eligible for Pell Grant
All Programs	40
B. Arch	40
M. Arch	0
D. Arch	0



Amount:



If tuition, how much?



If credit hours, how many?



Section D

SECTION D. STUDENT CHARACTERISTICS FOR NAAB-ACCREDITED AND PREPROFESSIONAL PROGRAMS

1. First year students/entering students:

Indicate the number of individuals who enrolled during the last fiscal year. Exclude readmitted students who were counted as enrolled in a prior year). Information about ethnicity must be based on self-identification information provided by the individual.

Please fill out these tables completely, entering 0 for blanks. Please use whole, positive integers and do not include '\$' or ',' A person can only be counted in one group.

B. Architecture Total Entering Students



	Male		Female		Total		Grand Total
	Full-Time	Part-Time	Full-Time	Part-Time	Full-Time	Part-Time	
American Indian or Alaska Native	1	0	0	0	1	0	1
Asian	3	0	4	0	7	0	7
Native Hawaiian or other Pacific Islander	0	0	0	0	0	0	0
Black or African American	2	0	0	0	2	0	2
Hispanic/Latino	0	0	2	0	2	0	2
White	23	2	4	1	27	3	30
Two or more races	0	0	0	0	0	0	0
Nonresident alien	0	0	0	0	0	0	0
Race and ethnicity unknown	0	0	0	0	0	0	0
TOTAL	29	2	10	1	39	3	42



2. Total undergraduate/graduate architecture enrollment in NAAB accredited program by race/ethnicity:

Please fill out these tables completely, entering 0 for blanks. Please use whole, positive integers and do not include '\$' or ',' A person can only be counted in one group.

B. Architecture Total Enrollment:



	Male		Female		Total		Grand Total
	Full-Time	Part-Time	Full-Time	Part-Time	Full-Time	Part-Time	
American Indian or Alaska Native	0	0	0	0	0	0	0
Asian	6	0	11	1	17	1	18
Native Hawaiian or other Pacific Islander	0	0	0	0	0	0	0
Black or African American	3	0	0	1	3	1	4
Hispanic/Latino	6	0	2	0	8	0	8
White	68	4	17	1	85	5	90
Two or more races	0	0	0	0	0	0	0
Nonresident alien	0	0	0	0	0	0	0
Race and ethnicity unknown	0	0	0	0	0	0	0
TOTAL	83	4	30	3	113	7	120



Section E

SECTION E. DEGREES AWARDED

The information requested in this section should be provided by the unit within the institution responsible for submitting the annual Completion Report to the National Center for Education Statistics and IPEDS.

1. What is the total number of NAAB-accredited degrees that were awarded in the last fiscal year?

B. Architecture

	Male	Female	Total	Grand Total
American Indian or Alaska Native	0	0	0	0
Asian	0	0	0	0
Native Hawaiian or other Pacific Islander	0	0	0	0
Black or African American	0	1	1	1
Hispanic/Latino	0	0	0	0
White	4	1	5	5

Two or more races	0	0	0	0
Nonresident alien	0	0	0	0
Race and ethnicity unknown	0	0	0	0
TOTAL	4	2	6	6



2. Time to Completion:

The amount of time necessary for a student to complete all requirements for a degree or certificate according to the institution's catalog.

B. Architecture

a. Time to completion equals the total number of semesters/quarters to complete the degree.

10

b. Percentage of students who graduate.

86

3. Graduation rate for :

The rate required for disclosure and/or reporting purposes under Student Right-to-Know. This rate is calculated as the total number of completers within 150% of normal time divided by the revised cohort minus any allowable exclusions. This information should be provided by the unit within the institution responsible for reporting data to the National Center for Education Statistics. This information should also be provided by the unit within the institution responsible for preparing IPEDS report.

Graduation rate for institution:

47

Graduation rate for B. Architecture program

86

Section F

SECTION F. RESOURCES FOR NAAB-ACCREDITED PROGRAMS

This section captures information on the resources of NAAB-accredited degree programs.

1. Total number of permanent workstations (studio desks) that can be assigned to students enrolled in design studios:

Main campus

160

2. Are your students required to have a laptop computer?

Yes

3. Any portion of program offered online? (NAAB accredited program only)


No

Credit Hours


4. Please indicate which of the following learning resources are available to all students enrolled in NAAB-accredited degree program(s):

Resource Type	Available?
Shop	Yes
Computer Facilities (Lab)	Yes
Computer Output Facilities (Plotters, Specialized plotting)	Yes
Digital Fabrication Facilities	Yes
Wireless Network	Yes
Image Collection (Slide Library)	Yes
Photo Studio/Darkroom	Yes
Lecture Series	No
Gallery/Exhibits	Yes
Other	Yes



If other resources are available, please describe: EBSCO Art and Architecture Full Text Search Database, Architecture Library 

5. Financial Resources

a. Total revenue from all sources (if you have more than one degree program, please include the financial resources for both programs combined) 1692973 

b. Expenditures

i. Instruction

469681 

ii. Capital

75000  [click to view message](#)

iii. Overhead

129873 

c. Per Student Expenditure: What is the average per student expenditure for students enrolled in a NAAB-accredited degree program?

This is the total amount of goods and services, per student, used to produce the educational services provided by the NAAB-accredited program.

i. Instruction + Overhead / FTE Enrollment

5622 

Section G

SECTION G. HUMAN RESOURCE SUMMARY (Architecture Program)

1. Credit Hours Taught

(Please include the actual number of credit hours taught as a whole, broken down by faculty type, in the accredited program.)

Please enter the total for the full academic year

i. Total credit hours taught by full-time instructional faculty:

78 

ii. Total credit hours taught by part-time instructional faculty:

0 

iii. Total credit hours taught by adjunct faculty:

63 

2. Instructional Faculty

a. Full-time Instructional Faculty

Those members of the instructional/research staff who are employed full time and whose major assignment is instruction, including those with release time for research. Includes full-time faculty for whom it is not possible to differentiate between teaching, research, and public service because each of these functions is an integral component of his/her regular assignment.

Professor

	Tenured		Tenure-Track Non-Tenure Track				TOTAL		
	Male	Female	Male	Female	Male	Female	Male	Female	Grand Total
American Indian or Alaska Native	0	0	0	0	0	0	0	0	0
Asian	0	0	0	0	0	0	0	0	0
Native Hawaiian or other Pacific Islander	0	0	0	0	0	0	0	0	0
Black or African American	0	0	0	0	0	0	0	0	0
Hispanic/Latino	0	0	0	0	0	0	0	0	0
White	0	0	0	0	0	0	0	0	0
Two or more races	0	0	0	0	0	0	0	0	0
Nonresident alien	0	0	0	0	0	0	0	0	0
Race and ethnicity unknown	0	0	0	0	0	0	0	0	0
TOTAL	0	0	0	0	0	0	0	0	0



Associate Professor

	Tenured		Tenure-Track		Non-Tenure Track		TOTAL		Grand Total
	Male	Female	Male	Female	Male	Female	Male	Female	
American Indian or Alaska Native	0	0	0	0	0	0	0	0	0
Asian	0	0	0	0	0	0	0	0	0
Native Hawaiian or other Pacific Islander	0	0	0	0	0	0	0	0	0
Black or African American	0	0	0	0	0	0	0	0	0
Hispanic/Latino	0	0	0	0	0	0	0	0	0
White	0	0	0	0	1	0	1	0	1
Two or more races	0	0	0	0	0	0	0	0	0
Nonresident alien	0	0	0	0	0	0	0	0	0
Race and ethnicity unknown	0	0	0	0	0	0	0	0	0
TOTAL	0	0	0	0	1	0	1	0	1



Assistant Professor

	Tenured		Tenure-Track		Non-Tenure Track		TOTAL		Grand Total
	Male	Female	Male	Female	Male	Female	Male	Female	
American Indian or Alaska Native	0	0	0	0	0	0	0	0	0
Asian	0	0	0	0	0	0	0	0	0
Native Hawaiian or other Pacific Islander	0	0	0	0	0	0	0	0	0
Black or African American	0	0	0	0	0	0	0	0	0
Hispanic/Latino	0	0	0	0	1	0	1	0	1
White	0	0	0	0	1	2	1	2	3
Two or more races	0	0	0	0	0	0	0	0	0
Nonresident alien	0	0	0	0	0	0	0	0	0
Race and ethnicity unknown	0	0	0	0	0	0	0	0	0
TOTAL	0	0	0	0	2	2	2	2	4



b. Part-Time Instructional Faculty Professor

	Tenured		Tenure-Track		Non-Tenure Track		TOTAL		Grand Total
	Male	Female	Male	Female	Male	Female	Male	Female	
American Indian or Alaska Native	0	0	0	0	0	0	0	0	0
Asian	0	0	0	0	0	0	0	0	0
Native Hawaiian or other Pacific Islander	0	0	0	0	0	0	0	0	0
Black or African American	0	0	0	0	0	0	0	0	0
Hispanic/Latino	0	0	0	0	0	0	0	0	0
White	0	0	0	0	0	0	0	0	0
Two or more races	0	0	0	0	0	0	0	0	0
Nonresident alien	0	0	0	0	0	0	0	0	0
Race and ethnicity unknown	0	0	0	0	0	0	0	0	0
TOTAL	0	0	0	0	0	0	0	0	0



Associate Professor

	Tenured		Tenure-Track		Non-Tenure Track		TOTAL		Grand Total
	Male	Female	Male	Female	Male	Female	Male	Female	
American Indian or Alaska Native	0	0	0	0	0	0	0	0	0

Asian	0	0	0	0	0	0	0	0	0
Native Hawaiian or other Pacific Islander	0	0	0	0	0	0	0	0	0
Black or African American	0	0	0	0	0	0	0	0	0
Hispanic/Latino	0	0	0	0	0	0	0	0	0
White	0	0	0	0	0	0	0	0	0
Two or more races	0	0	0	0	0	0	0	0	0
Nonresident alien	0	0	0	0	0	0	0	0	0
Race and ethnicity unknown	0	0	0	0	0	0	0	0	0
TOTAL	0	0	0	0	0	0	0	0	0



Assistant Professor

	Tenured		Tenure-Track				Non-Tenure Track		TOTAL	
	Male	Female	Male	Female	Male	Female	Male	Female	Grand Total	
American Indian or Alaska Native	0	0	0	0	0	0	0	0	0	
Asian	0	0	0	0	0	0	0	0	0	
Native Hawaiian or other Pacific Islander	0	0	0	0	0	0	0	0	0	
Black or African American	0	0	0	0	0	0	0	0	0	
Hispanic/Latino	0	0	0	0	0	0	0	0	0	
White	0	0	0	0	0	0	0	0	0	
Two or more races	0	0	0	0	0	0	0	0	0	
Nonresident alien	0	0	0	0	0	0	0	0	0	
Race and ethnicity unknown	0	0	0	0	0	0	0	0	0	
TOTAL	0	0	0	0	0	0	0	0	0	



c. Adjunct Faculty

Non-tenure track faculty service in a temporary or auxiliary capacity to teach specific courses on a course-by-course basis. Includes both faculty who are hired to teach an academic degree-credit course and those hired to teach a remedial, developmental or ESL course; whether the later three categories earn college credit is immaterial. Excludes regular part-time faculty, graduate assistants, full-time professional staff who may teach individual courses (such as the dean or academic advisor) and appointees who teach non-credit courses exclusively).

Please fill out these tables completely, entering 0 for blanks. Please use whole, positive integers and do not include dollar signs (\$) or commas. A person can only be counted in one group.

	TOTAL		
	Male	Female	Grand Total
American Indian or Alaska Native	0	0	0
Asian	0	1	1
Native Hawaiian or other Pacific Islander	0	0	0
Black or African American	1	0	1
Hispanic/Latino	1	1	2
White	4	3	7
Two or more races	0	0	0
Nonresident alien	0	0	0
Race and ethnicity unknown	0	0	0
TOTAL	6	5	11



3. Faculty Credentials:

Include adjuncts only if the adjuncts are considered Professor, Associate Professor or Assistant Professor.

Faculty Credentials

	Professor		Associate Professor		Assistant Professor		Instructor		
	Male	Female	Male	Female	Male	Female	Male	Female	Grand

									Total
D. Arch. (accredited)	0	0	0	0	0	0	0	0	0
M. Arch. (accredited)	0	0	1	0	2	2	0	0	5
B. Arch. (accredited)	0	0	0	0	1	0	0	0	1
Ph.D. in architecture	0	0	0	0	0	0	0	0	0
Ph.D. in other discipline	0	0	0	0	0	0	0	0	0
Post-professional graduate degree in architecture	0	0	0	0	0	0	0	0	0
Other degrees	0	0	0	0	0	0	0	0	0
Registered in U.S. Jurisdiction	0	0	0	0	0	0	0	0	0
TOTAL	0	0	1	0	3	2	0	0	6



4. Average annual salaries

Please fill out these tables completely, entering 0 for blanks. Please use whole, positive integers, and do not include dollar signs (\$) or commas. A person can only be counted in one group.

	Number	Minimum	Average	Maximum	Univ. Average
Professor	0	0	0	0	0
Associate Professor	65000	70000	80000	70000	
Assistant Professor	60000	64000	68000	64000	
Instructor	1100	6450	22500	6600	

